

MP-S1

Full Protection Box

0.37kW - 2.2kW 230v



Protection functions

- Over load protection
- Pump stalled protection
- Dry run protection with sensor free
- Under voltage protection
- Over voltage protection

Application & Control characteristic

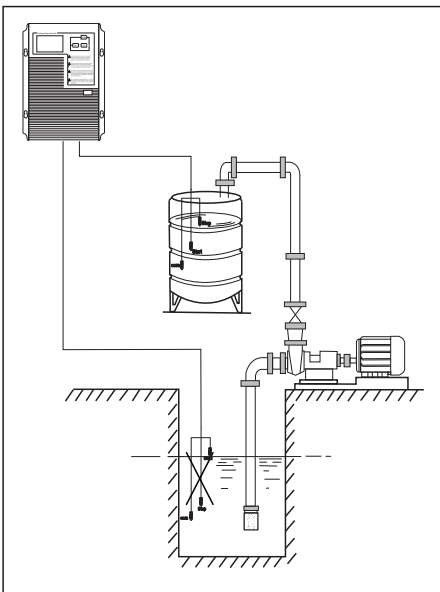
- Control and protect universal pump
- Adapting liquid probe or float switch or pressure switch to control pump start and stop
- 25C - +55C
- IP54
- Wall mounting (180 x 150 x 70mm)

0.37kw - 2.2kw 230v

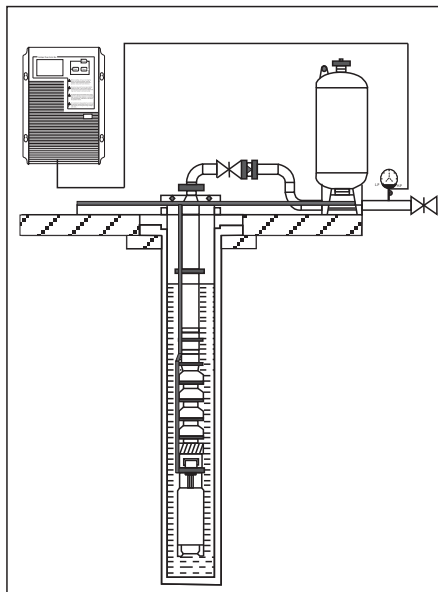
Other Features

- Push button calibration
- Memory function when the power off and recover
- LCD screen displaying pump running status
- Signal transmission distance up to 200m

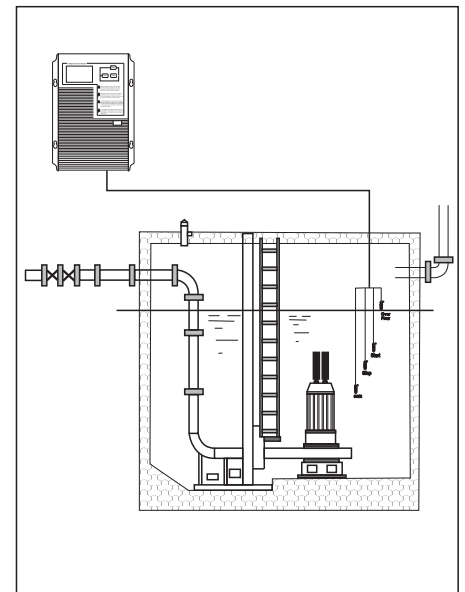
Feed water / Water transfer



Pressure boosting



Drainage / Sewage



M521 / M531

Full Protection Box

230v / 380V

Protection functions

- Over load protection
- Pump stalled protection
- Dry run protection with sensor free
- Under voltage protection
- Over voltage protection
- Open phase protection



0.37kw - 2.2kw 230v



0.37kw - 3kw 380v
4kw - 7.5kw 380v

Application & Control characteristic

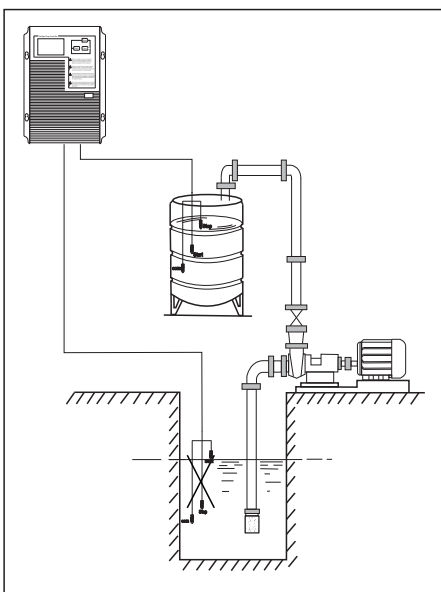
- Control and protect universal pump
- Adapting liquid probe or float switch or pressure switch to control pump start and stop
- 25C - +55C
- IP22
- Wall mounting (228 x 160 x 82mm)

Other Features

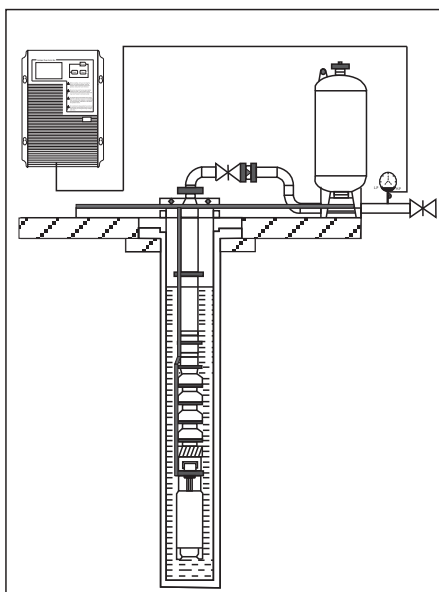
- Push button calibration
- Memory function when the power off and recover
- LCD screen displaying pump running status
- Signal transmission distance up to 200m

Additional capacitors for 230v control box will be supplied

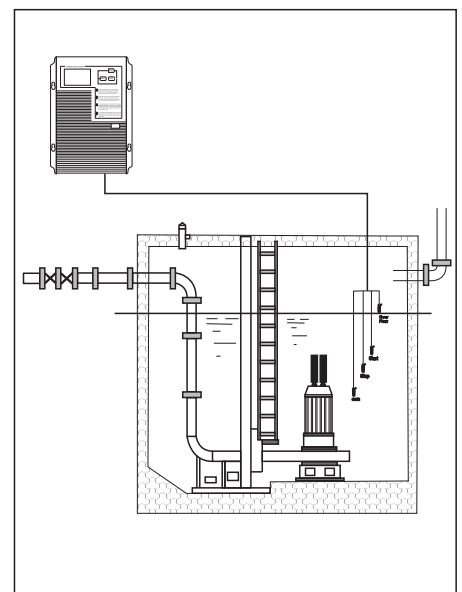
Feed water / Water transfer



Pressure boosting



Drainage / Sewage



H931

Full Protection Box

380v / 400v

Protection functions

- Over load protection
- Pump stalled protection
- Dry run protection with sensor free
- Under voltage protection
- Over voltage protection
- Open phase protection



9.3 - 30kw 380v

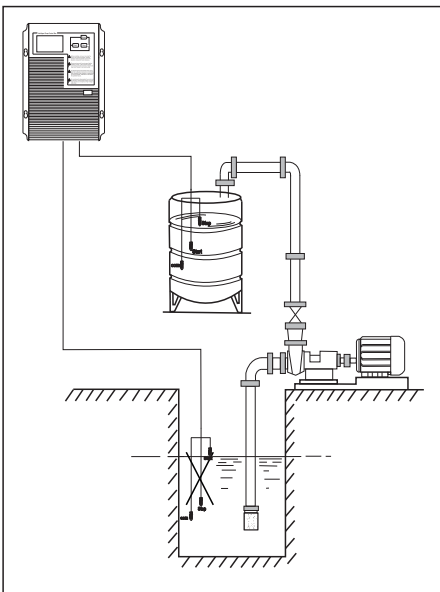
Application & Control characteristic

- Control and protect universal pump
- Adapting liquid probe or float switch or pressure switch to control pump start and stop
- 25C - +55C
- IP22
- Wall mounting (370 x 276 x 125mm)

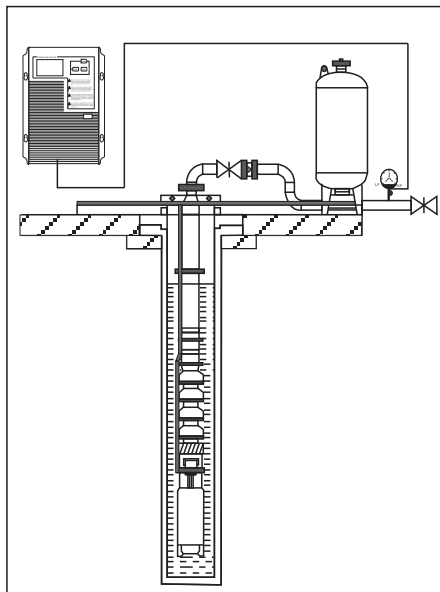
Other Features

- Push button calibration
- Memory function when the power off and recover
- LCD screen displaying pump running status
- Signal transmission distance up to 200m
- RS485 Communication

Feed water / Water transfer



Pressure boosting



Drainage / Sewage

